

This is a natural product, the average usable area will vary depending on the size of the hide. Please use these dimensions as guidelines. An embossed leather will have platelines from the embossing process. Each hide is effectively split into 4 panels, with exception to suede hides as one panel approximate.

Available for embossing:

Almont (14sqft)

Chamonix (50sqft)

Daintree (50sqft)

Luxor (50sqft)

Tangiers (50sqft)

Verbier (50sqft)

Arnage (50sqft)

Colmar (45sqft)

Evora (50sqft)

Pueblo (50sqft)

Tuora (45sqft)

Zaragoza (50sqft)

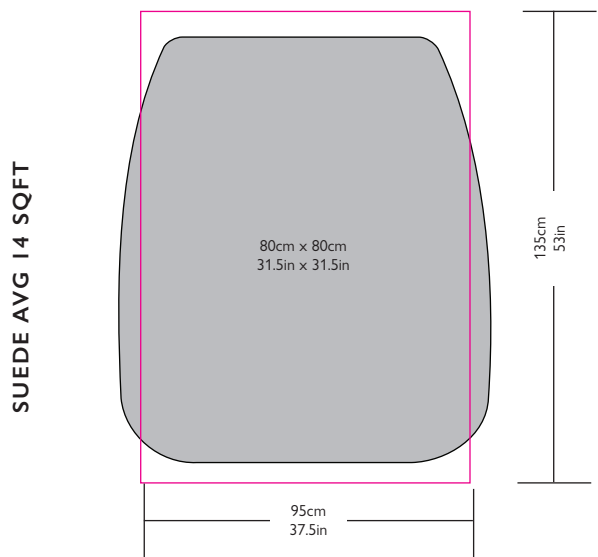
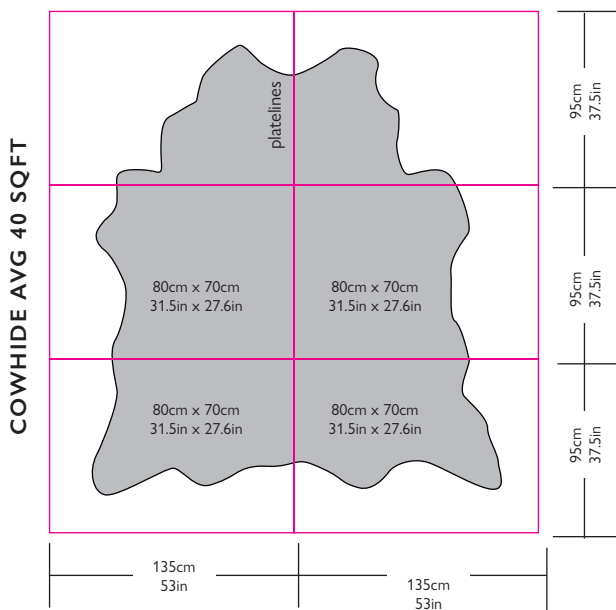
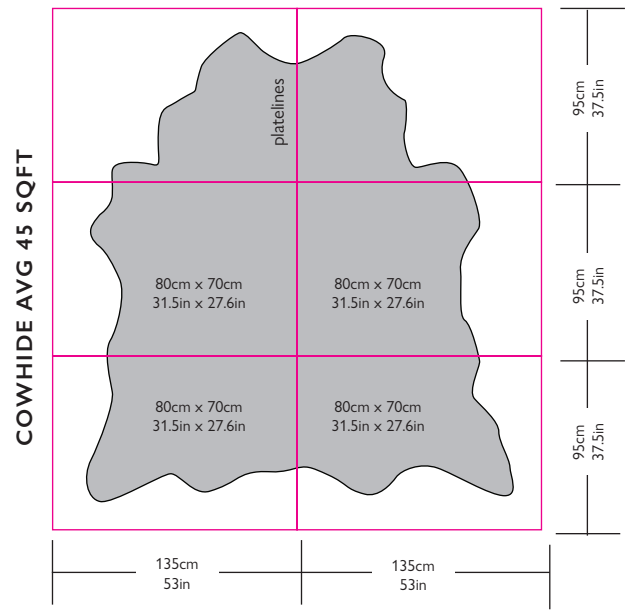
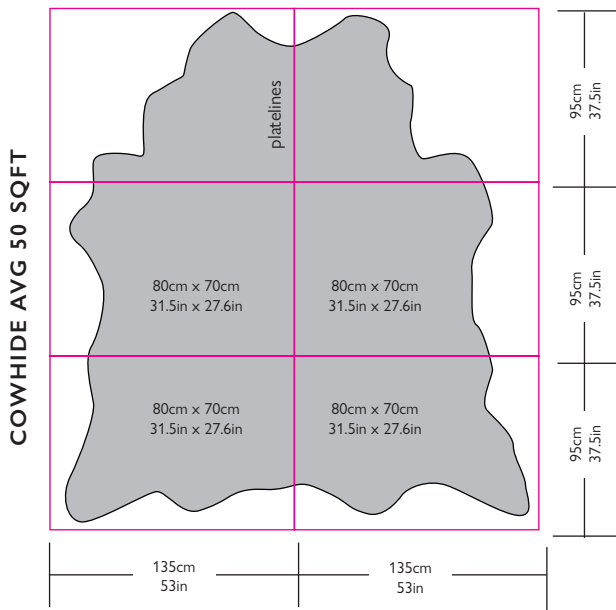
Bilbao (50sqft)

Cordoba (55sqft)

Levanto (50sqft)

Segovia (50sqft)

Venice (50sqft)



This is a natural product, the average usable area will vary depending on the size of the hide. Please use these dimensions as guidelines. An embossed leather will have platelines from the embossing process. Each hide is effectively split into 4 panels, with exception to suede hides as one panel approximate.

Available for embossing:

Almont (14sqft)

Chamonix (50sqft)

Daintree (50sqft)

Luxor (50sqft)

Tangiers (50sqft)

Verbier (40sqft)

Arnage (50sqft)

Colmar (45sqft)

Evora (50sqft)

Pueblo (50sqft)

Tuora (45sqft)

Zaragoza (50sqft)

Bilbao (50sqft)

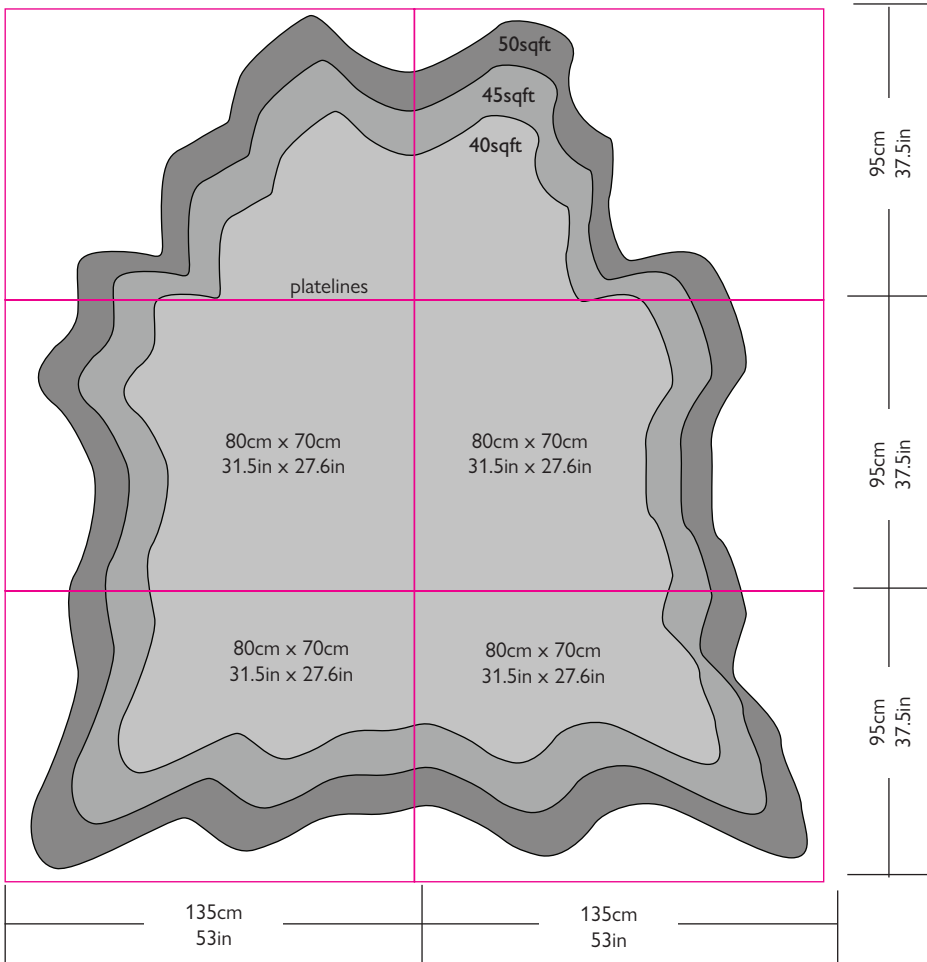
Cordoba (55sqft)

Levanto (50sqft)

Segovia (50sqft)

Venice (50sqft)

COWHIDES



SUEDE

